

Scaled data based on original data using
LM-79-08 Approved Method: Electrical and Photometric Measurements of Solid-
State Lighting Products

Test Report Prepared for
Cooper Lighting Solutions
(formerly Eaton)

Brand: McGRAW-EDISON

Report Number: P939163

Luminaire Tested: **GALN-SB1C-850-U-T1**

Issue Date: 1/21/2025

Test Information

Test Method: LM-79-08
Report Number: P939163
TEST IS SCALED FROM IESNA LM-79-08 TEST DATA (G2-2405-108-2)
Test Lab: INNOVATION CENTER
Issue Date: 1/21/2025
Manufacturer: COOPER LIGHTING SOLUTIONS (FORMERLY EATON)
Product Line: McGRAW-EDISON
Catalog Number: GALN-SB1C-850-U-T1
Description: GALLEON AREA AND ROADWAY HIGH DENSITY LED LUMINAIRE
(1) 80 CRI, 5000K, 615mA LIGHTSQUARE WITH 26 LEDS AND TYPE I OPTICS
Light Source: -
Ballast/Driver: -

Summary

Lumens per Lamp: N/A
Luminaire Lumens: 7089 lumens
Efficiency: N/A
Efficacy: 130.3 lumens/watt
Luminous Opening: Rectangular (W 0.5' x L: 0.5' x H: 0')
IES Classification: Type I - Short
BUG Rating: B3 - U0 - G3

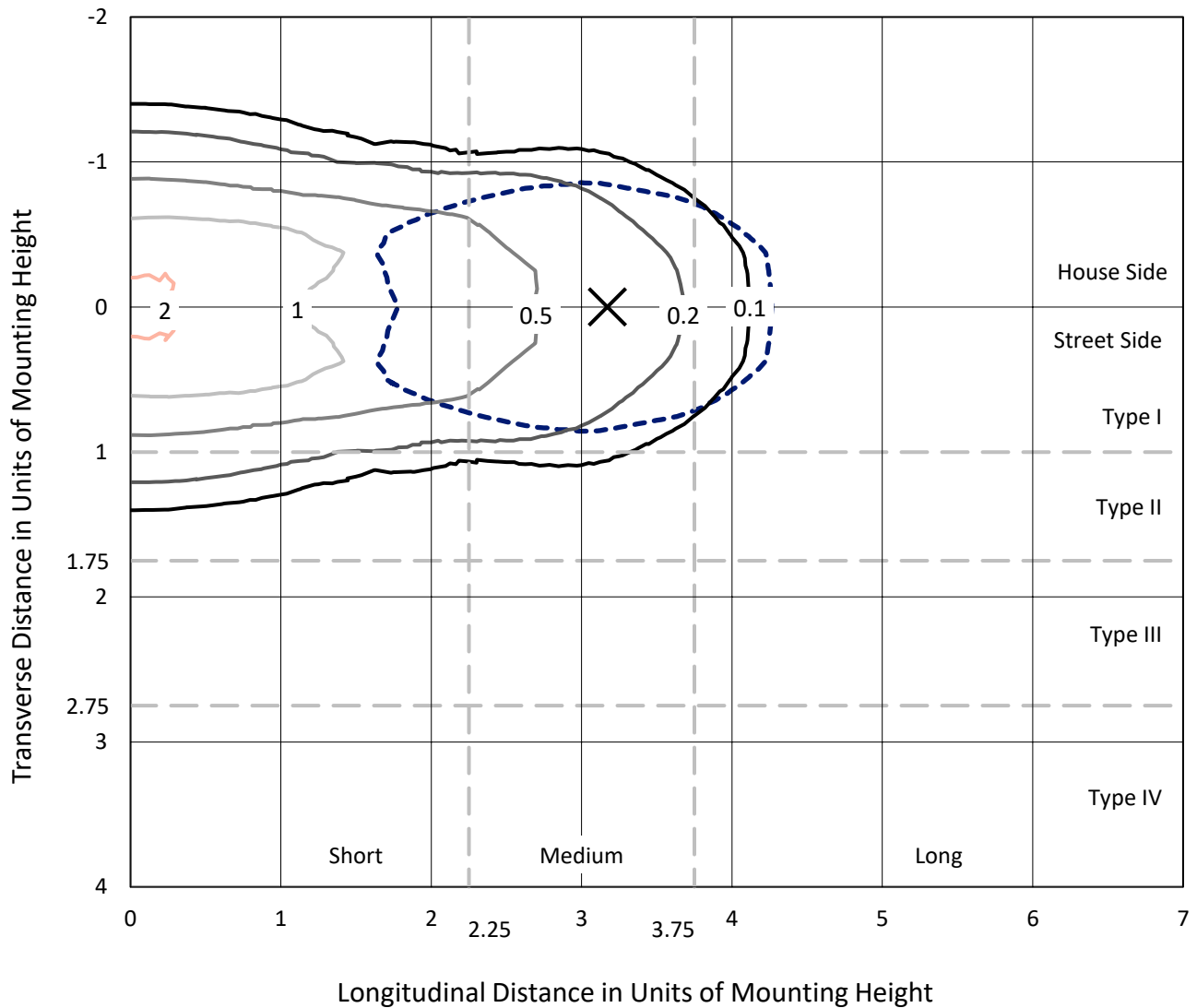
Input Watts (W): 54.4
Input Voltage (V): NR
Input Current (Ain): NR
Voltage Rise (V): NR
Power Factor: NR
Total Harmonic Distortion (THDi): NR
Frequency (hertz): 60
Stabilization Time: NR
Operation Time: NR
Ambient Temperature (°C): NR
Test Distance: 24 FT



REPORT NUMBER: P939163
 CATALOG NUMBER: GALN-SB1C-850-U-T1

Iso-Footcandle Lines of Horizontal Illumination

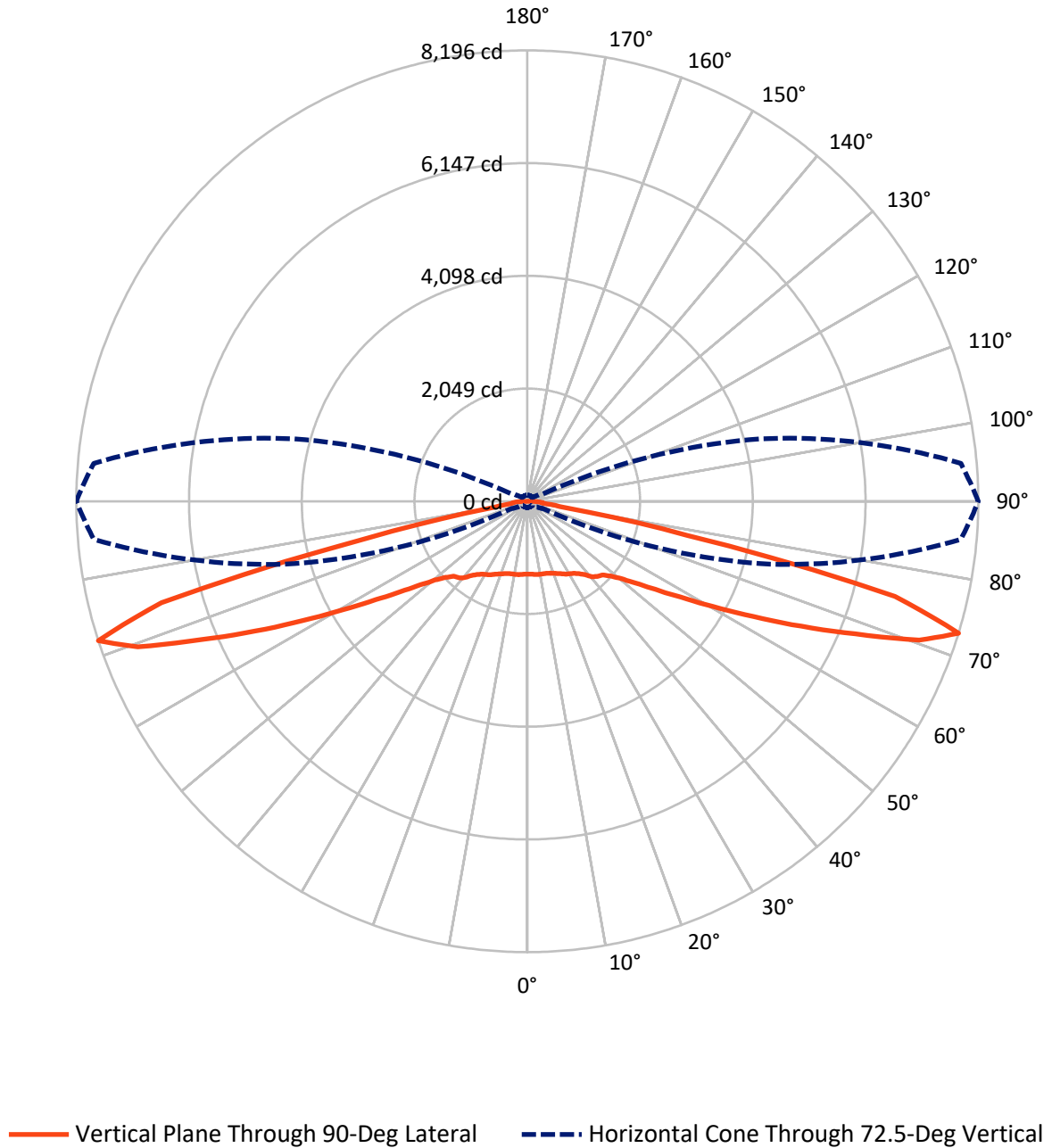
× Max cd
 - - - 1/2 Max cd



Based on 25 foot mounting height. Maximum calculated value = 2.1 fc
 Type I - Short - N/A

REPORT NUMBER: P939163
CATALOG NUMBER: GALN-SB1C-850-U-T1

Luminous Intensity Polar Plot



REPORT NUMBER: P939163
 CATALOG NUMBER: GALN-SB1C-850-U-T1

FLUX DISTRIBUTION:

		Downward	Upward	Total
House Side	Lumens	3544.5	0.0	3544.5
	% Fixture	50.0	0.0	50.0
Street Side	Lumens	3544.5	0.0	3544.5
	% Fixture	50.0	0.0	50.0
Total	Lumens	7089.0	0.0	7089.0
	% Fixture	100.0	0.0	100.0

ZONAL LUMENS:

Zone	Lumens	% Fixture
0°-10°	128.4	1.8
10°-20°	392.7	5.5
20°-30°	654.8	9.2
30°-40°	900.6	12.7
40°-50°	1099.9	15.5
50°-60°	1272.1	17.9
60°-70°	1516.8	21.4
70°-80°	1058.6	14.9
80°-90°	65.0	0.9
90°-100°	0.0	0.0
100°-110°	0.0	0.0
110°-120°	0.0	0.0
120°-130°	0.0	0.0
130°-140°	0.0	0.0
140°-150°	0.0	0.0
150°-160°	0.0	0.0
160°-170°	0.0	0.0
170°-180°	0.0	0.0
0°-90°	7089.0	100.0
0°-180°	7089.0	100.0

Coefficient of Utilization



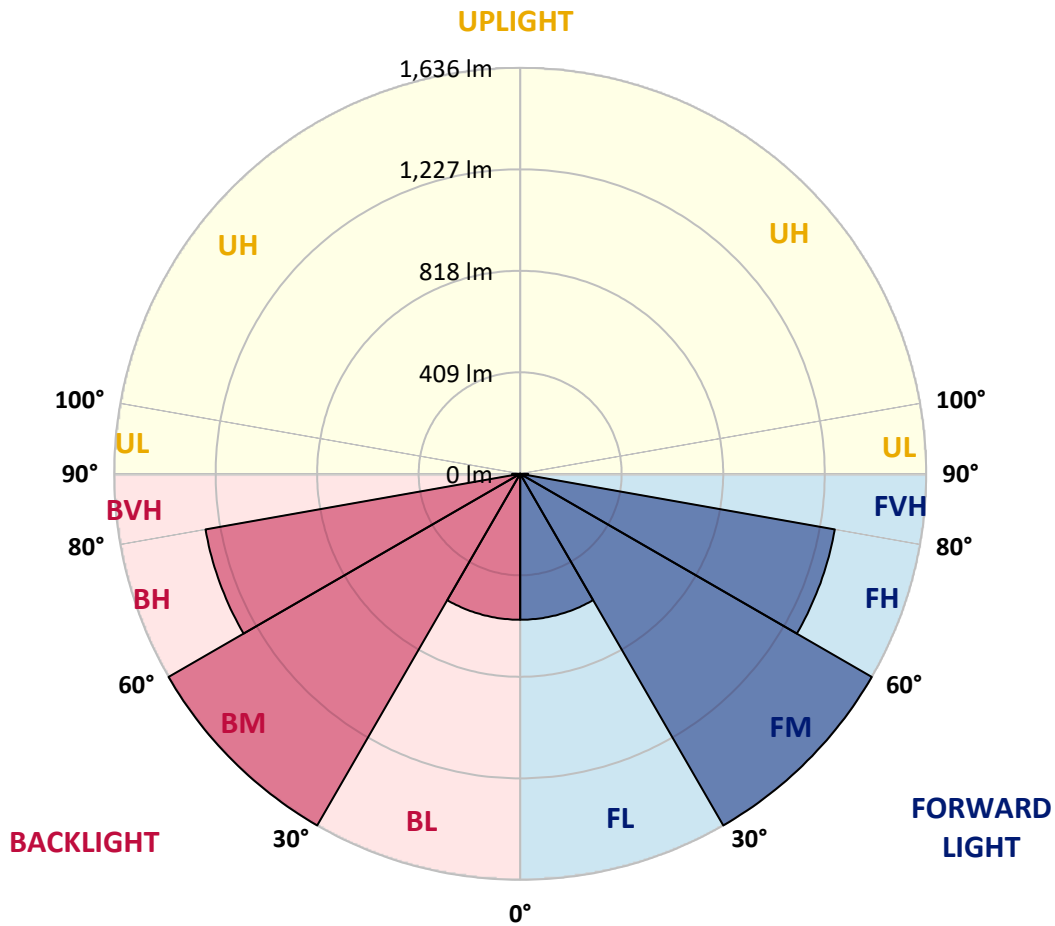
REPORT NUMBER: P939163
 CATALOG NUMBER: GALN-SB1C-850-U-T1

LUMINAIRE CLASSIFICATION SYSTEM LUMEN TABLE AND BUG RATING:

Zone	Lumens	% Fixture	Zone Rating/Lumen Limit		
			B	U	G
FL (0°-30°)	588.0	8.3			
FM (30°-60°)	1636.3	23.1			
FH (60°-80°)	1287.7	18.2			G1/1800
FVH (80°-90°)	32.5	0.5			G1/100
BL (0°-30°)	588.0	8.3	B2/1000		
BM (30°-60°)	1636.3	23.1	B2/2500		
BH (60°-80°)	1287.7	18.2	B3/2500		G3/2500
BVH (80°-90°)	32.5	0.5			G1/100
UL (90°-100°)	0.0	0.0		U0/0	
UH (100°-180°)	0.0	0.0		U0/0	

BUG Rating: B3-U0-G3

Type I Short



REPORT NUMBER: P939163
 CATALOG NUMBER: GALN-SB1C-850-U-T1

CANDELA DISTRIBUTION (FULL):

	0°	5°	15°	25°	35°	45°	55°	65°	75°	85°
0°	1324.7	1324.7	1324.7	1324.7	1324.7	1324.7	1324.7	1324.7	1324.7	1324.7
2.5°	1325.8	1327.3	1327.3	1326.2	1328.8	1326.5	1326.5	1325.4	1326.5	1325.4
5°	1332.6	1334.4	1335.2	1334.8	1338.2	1336.3	1336.3	1334.8	1335.2	1334.1
7.5°	1345.4	1348.0	1349.5	1351.4	1356.3	1354.0	1352.5	1348.0	1346.1	1343.1
10°	1349.5	1352.5	1357.4	1367.2	1378.5	1378.9	1374.4	1363.1	1354.4	1347.6
12.5°	1336.7	1340.9	1351.0	1371.0	1396.2	1406.4	1399.3	1380.4	1363.5	1351.4
15°	1320.5	1325.0	1340.5	1370.6	1407.9	1431.7	1430.9	1406.0	1378.9	1360.1
17.5°	1295.3	1299.8	1322.0	1364.2	1417.0	1456.1	1466.7	1441.1	1403.0	1377.8
20°	1249.7	1253.8	1284.7	1343.9	1420.0	1482.1	1509.6	1487.0	1439.6	1405.3
22.5°	1190.5	1196.9	1233.1	1308.8	1412.8	1509.3	1558.6	1543.2	1482.1	1434.7
25°	1127.2	1134.0	1176.2	1265.9	1394.4	1528.9	1616.6	1606.8	1530.4	1471.2
27.5°	1072.6	1079.8	1125.7	1223.3	1365.7	1536.4	1673.9	1678.8	1588.8	1511.5
30°	1029.7	1036.4	1085.4	1189.0	1328.8	1528.9	1724.0	1757.9	1648.3	1546.6
32.5°	982.6	991.2	1042.8	1147.2	1285.1	1510.8	1767.7	1843.4	1717.2	1584.2
35°	923.0	931.0	985.2	1089.9	1227.8	1481.8	1804.3	1938.4	1815.9	1641.5
37.5°	850.7	858.2	912.1	1018.4	1170.9	1441.1	1832.1	2045.4	1933.5	1724.0
40°	778.0	785.1	835.6	938.5	1102.7	1389.1	1841.9	2150.1	2068.4	1837.4
42.5°	711.3	717.7	764.0	859.7	1026.3	1322.8	1829.1	2241.3	2189.3	1916.5
45°	649.9	655.5	696.6	785.9	946.8	1242.1	1790.7	2339.2	2333.2	1973.0
47.5°	579.8	585.5	628.0	714.3	867.3	1147.6	1725.5	2435.7	2533.3	2101.1
50°	494.3	499.2	542.9	631.8	784.8	1047.0	1635.1	2511.4	2785.7	2295.2
52.5°	393.0	398.2	440.8	529.7	686.8	938.9	1516.0	2560.8	3077.3	2578.5
55°	292.4	296.1	333.0	412.9	565.5	815.7	1366.9	2574.7	3408.1	2965.8
57.5°	212.1	214.4	238.1	297.6	428.7	661.6	1185.6	2538.5	3801.8	3462.3
60°	171.8	172.6	179.7	206.1	298.0	487.5	966.7	2414.2	4229.0	4102.4
62.5°	156.0	156.0	157.9	165.0	201.6	321.7	701.9	2156.5	4687.2	4911.3
65°	145.0	145.0	145.8	149.2	159.0	205.0	443.1	1736.8	5073.3	5858.8
67.5°	135.3	135.6	135.3	136.4	142.0	151.5	256.9	1199.6	5281.3	6840.7
70°	125.1	125.8	124.0	124.0	128.5	128.8	160.9	657.8	5108.7	7663.5
72.5°	113.0	114.2	111.1	110.4	113.8	112.3	120.9	315.7	4386.1	7909.1
75°	102.5	104.0	97.2	95.3	95.3	94.2	98.3	162.0	2846.7	6451.9
77.5°	93.1	96.1	85.1	79.1	77.6	74.2	80.2	99.1	1245.2	3029.1
80°	76.9	81.0	70.1	62.9	60.3	56.5	63.3	69.3	370.3	703.4
82.5°	57.3	59.1	49.7	44.8	42.6	39.9	47.5	48.2	120.6	249.0
85°	36.5	37.3	30.5	26.4	25.2	24.1	30.1	26.4	46.0	183.1
87.5°	12.8	14.7	11.7	10.5	11.3	9.4	13.9	7.9	12.8	129.2
90°	0.0	0.0	0.0	0.0	0.0	0.0	0.0	0.0	0.0	0.0

(END C

90°

1324.7
1325.4
1334.1
1343.1
1346.5
1349.5
1357.1
1373.6
1398.9
1426.0
1459.2
1498.7
1528.1
1560.9
1615.5
1689.3
1800.5
1869.1
1909.0
2027.3
2202.5
2464.3
2823.0
3282.6
3876.0
4608.0
5475.3
6426.6
7554.6
8195.5
6900.9
2966.2
673.6
281.4
266.0
160.1
0.0

OF REPORT)